


**P.O. Box 707
104 S. Church Ave.
Mulberry, FL 33860
Telephone No: 863.425.1125
Fax No: 863.425.0188**

City of Mulberry Demolition Permit Application Instructions

1. Demolition permit application must be completed with Parcel ID and Owner's name.
2. When the application is completely filled out it must be signed by Florida Public Utilities aka Central FL Gas.
3. When the application is completely filled out it must be signed by TECO. Contact 863-298-6055 or 813-635-1500 and choose prompt 4.
4. Contact Utility Customer Service at 863-452-1125 ext. 222 to have the water meter removed.
5. Call Sunshine Call One of Florida at 811 or 1-800-432-4770 to obtain a locate ticket number.
6. Water services must be cut and capped at the customer side of the meter box.
7. Contact Scott Walls, Installation & Maintenance at 813-892-9621 or scott.walls@ftr.com with Frontier for signatures **(COMMERCIAL ONLY)**.
8. The sanitary sewer lateral must be capped at the right-of-way / property line and concrete poured around the capped portion. The contractor shall contact Utility Services at 863-425-1125 ext. 222 to coordinate an inspection of the capping / removal of the water and sewer services. Inspection by Utility Services is required prior to backfilling. Sign-off will be provided at the time of inspection, if acceptable. The inspector will bring the demo permit application along with all required documents to the Building Department.

Thank you,

City of Mulberry
Building Division
705 N Church Ave.
Mulberry, FL 33860
863-354-6552



**P.O. Box 707
104 S. Church Ave.
Mulberry, FL 33860
Telephone No: 863.425.1125
Fax No: 863.425.0188**

**City of Mulberry
Demolition Permit Application Instructions**

Date: _____ Tax Folio# (REQUIRED) _____

Contractor: _____ Phone #: _____

Owner Address: _____

Job Address: _____

Type of structure(s): _____ Number of Structures Involved: _____

Demolition Contractor: _____ Phone #: _____

Contractor Signature: _____ License #: _____

Owner Signature: _____

Email Address: _____


STATE OF FLORIDA
COUNTY OF POLK

Sworn to (or affirmed) and subscribed before me this _____ day of _____,
20____, by _____ who is personally known to me or
who has produced _____ (Type of identification).

Notary Public's Signature

Notary Name (Printed)
My commission expires _____

Notary Seal or Stamp



**P.O. Box 707
104 S. Church Ave.
Mulberry, FL 33860
Telephone No: 863.425.1125
Fax No: 863.425.0188**

City of Mulberry Demolition Permit Application Instructions

WARNING TO OWNER: Your failure to record a Notice of Commencement may result in your paying twice for improvements to your property. A Notice of Commencement must be recorded and posted on the job site. If you intend to obtain financing. Consult with your lender or any attorney before commencing work or recording your Notice of Commencement.

NOTICE: In addition to the requirements of this permit, there may be additional restrictions applicable to the property that may be found in the public records of this county, and there may be additional permits required from other governmental entities such as water management districts, state agencies, or federal agencies. Each BUILDING PERMIT for demolition or renovation must contain an Asbestos notification statement that indicates the owner's or operator's responsibility to comply with the provisions of (§) F.S. 469.003 and to notify the Department of Environmental Protection of his/her intentions to remove asbestos, when applicable, in accordance with state and federal law.

Sunshine Call One Locate #: _____ (Sunshine Call One 1-800-432-4770)


FL Public Utilities Approval: _____ Date: _____

Frontier / Spectrum Approval: _____ Date: _____

Tampa Electric Co. (TECO) Approval: _____ Date: _____

City Utilities Approval: _____ Date: _____ Septic: _____ Sewer: _____

Building Division Approval: _____ Date: _____



**P.O. Box 707
104 S. Church Ave.
Mulberry, FL 33860
Telephone No: 863.425.1125
Fax No: 863.425.0188**

City of Mulberry Demolition Permit Application Instructions

City of Mulberry Building Department Asbestos Disclosure Statement

A permit must be obtained from the Building Division prior to commencing ANY demolition work. Septic Tanks require a separate Abandonment Permit issued by the Polk County Health Department prior to issuance of the Demolition Permit.

Disclosure Statement: State law requires asbestos abatement to be done by licensed contractors. You have applied for a permit under an exemption to that law. The exemption allows you, as the owner of your property, to act as your own asbestos abatement contractor even though you do not have a license. You must supervise the construction yourself. You may move, remove, or dispose of asbestos-containing materials on a residential building where you occupy the building and the building is not for sale or lease, or the building is a farm outbuilding on your property. If you sell or lease such building within 1 year after the asbestos abatement is complete, the law will presume that you intended to sell or lease the property at the time the work was done, which is a violation of the exemption. You may not hire an unlicensed person as your contractor. Your work must be done according to all local, state, and federal laws and regulations which apply to asbestos abatement projects. It is your responsibility to make sure that people employed by you have licenses required by state law and by county or municipal licensing ordinances.

6TH Edition Florida Building Code-105.3.6 Asbestos removal.

Moving, removal, or disposal of asbestos-containing materials on a residential building where the owner occupies the building, the building is not for sale or lease, and the work is performed according to the owner-builder limitations provided in this paragraph. To qualify for exemption under this paragraph, an owner must personally appear and sign the building permit application. The permitting agency shall provide the person with a disclosure statement in substantially the following form:

Owner / Contractor Signature _____ Date _____